

# Telework - How to Access to your Work PC from Telework

- Ratings:
- Views:
- Modified:
- Status:
  
- 
- 131
- 12/13/2018
- Published

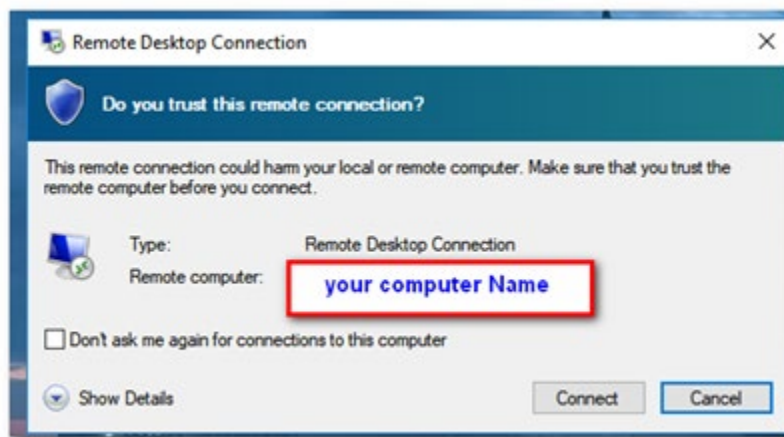
## Table of Contents

### • Analyst Content

1. Access telework.aoc.gov
2. Access your windows 10 Virtual desktop
3. Once you have logged to the VDA (Virtual desktop) you will see a Green Icon labeled as **“Log On To My PC”**

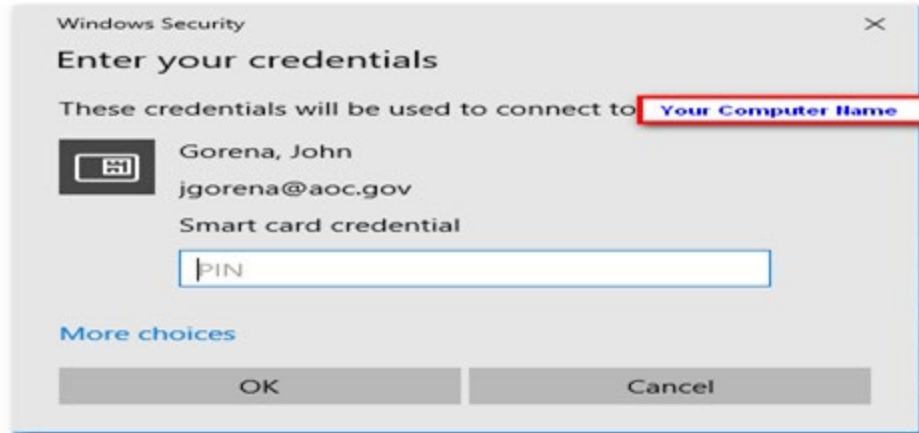


4. Click on the Icon and you will see a message



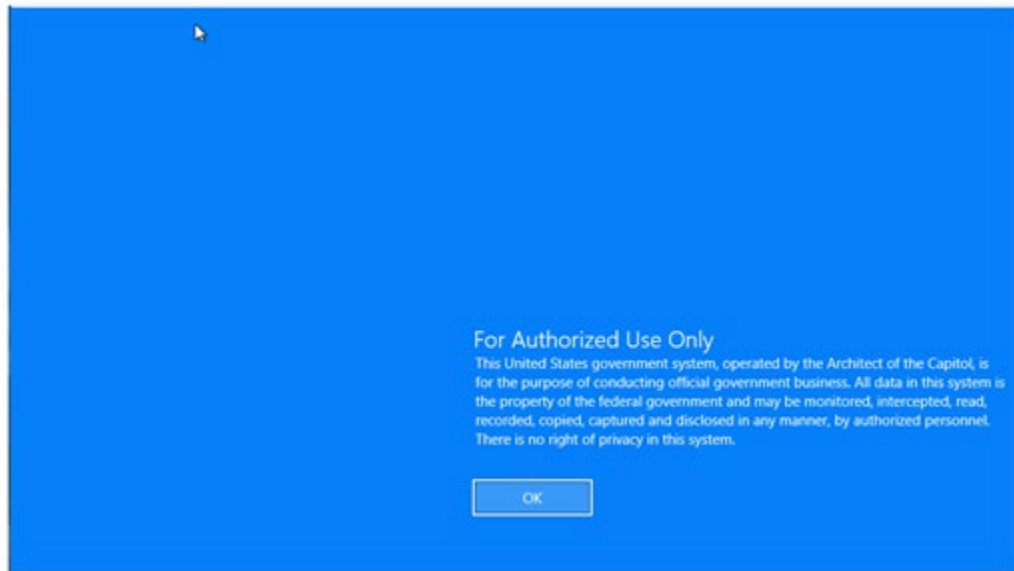
Connect

Choose



Enter

your Smart card PIN Number and you will be presented with the Warning logon Banner



Choose Ok and you are in your AOC WorkStation

## ANALYST CONTENT

User's need to have access to third party software loaded in their AOC WorkStations thefore ITD allows users to remove access their AOC WorkStations